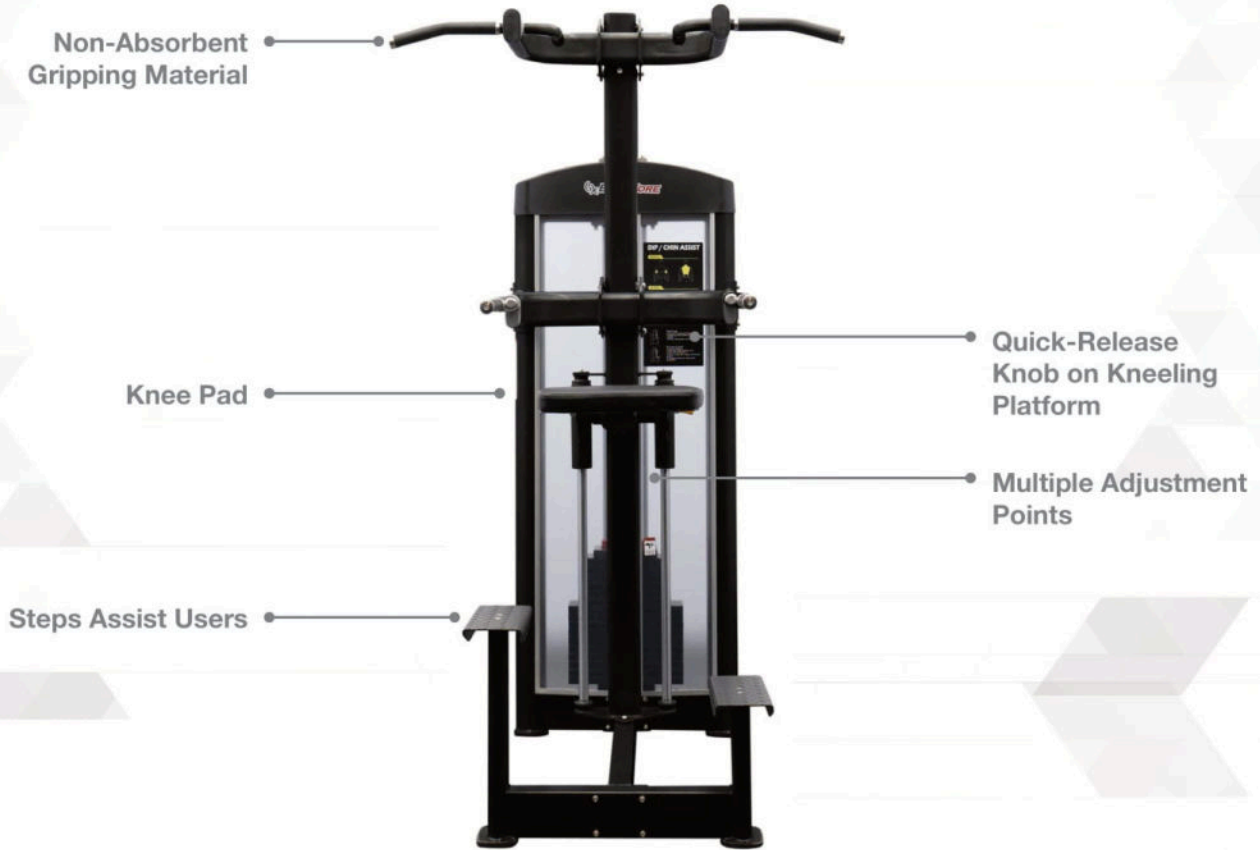


Isolation Series  
**CHIN/DIP ASSIST**

GR636



Our BodyKore Isolation Series GR636 Assisted Chin/Dip machine has many features for different uses. One of the ways the GR636 can be used is for assistance, especially when performing pull ups and dips. These dip exercises are highly effective in strengthening the upper body muscles. The Chin/Dip assist has folding arms that allow you to switch from a dip to chin up without getting off the machine. This piece helps you complete proper chin ups and pull ups to target your biceps and deltoids. The Assisted Chin/Dip

machine has the best combination of exercise options to achieve your fitness goals.

This machine is also beneficial to users that want to perform high resistance, negative bodyweight movements. With the support of the GR636, these exercises can be done smoothly and safely. The knee pad lever is strongly constructed, being able to support up to 220lbs in weight. This machine is commercial grade and rated to hold over 1000lbs.



**Dimensions**  
55" x 49" x 90"

**Weight**  
515lbs

**Weight Stack**  
220lbs; Upgradeable  
to 340 lbs.

Isolation Series

# CHIN/DIP ASSIST

G636

## Warranty

### STRENGTH WARRANTY (NORTH AMERICA ONLY)

FRAME (NOT COATINGS)**	LIFETIME
WEIGHT STACKS	10 YEARS
PULLEYS	10 YEARS
PIVOT BEARINGS	10 YEARS
OTHER ITEMS NOT SPECIFIED	3 YEARS
UPHOLSTERY / CABLES / SPRINGS / GRIPS	1 YEAR
ACCESSORIES	6 MONTHS




### Knee Pad

Adjusts to accommodate assisted and unassisted exercise positions




### Non-Absorbent Gripping Material

Provides extra security for your grip



### Steps Assist Users

Of various sizes and ability



### Quick-Release Knob on Kneeling Platform

Makes changeover easy for unassisted body weight training



### Multiple Adjustment Points

For maximum customization